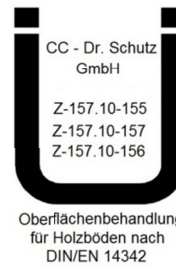


euku color oil FS



1

PRODUCT DESCRIPTION

Pigmented natural oil Impregnation for wood and cork floors in residential and commercial areas.

- Solvent-free (Zero VOC),
- easy to apply,
- sealable with strato waterbased lacquers,
- Creates attractive natural looking timber impregnation.
- High penetration creates an especially hard wearing floor.
- Non-Slip class R10 (DIN 51130)

Color Shades:

- White
- Black
- Please regard Color Shade Card.

2

AREAS OF APPLICATION

Oil for the colored impregnation of sanded wood, parquet and cork floors. Recommended for use with the reactive additive **euku master FS**. In a 2K application product is approved for use as colored primer (oil-stain) under **strato perform 46x** and **strato extreme 47x** (*).

3

APPLICATION

Apply **euku color oil 1 FS** evenly with a spatula, squeegee or short nap roller. In the case of highly absorbent wood, in order to avoid spatula marks, repeat the spatula application wet-in-wet, according to the absorbance of the wood. After 15-30 minutes massage the wet excess with a single disc machine and pad, polishing away surplus from the surface until none remains. During application the oil must on no account be allowed to dry on the floor. A further polishing step with a polishing cloth underneath increases the gloss finish and ensures that there is no excess oil left.

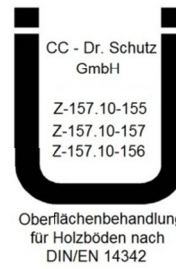
- Pre-watering the floor is strongly recommended and improves color density and color evenness, hard-wearing and resistance properties (**).
- The professionally sanded and grouted subsurface must be in a clean, dry condition, free of oil, wax and dust.
- In the case of soft and tropical woods escaping resin can lead to delays in drying, or adversely affect visual appearance.
- In the case of insufficient grouting, rub away the oil pushing out of the joints with a green pad after 1 day.
- After drying overnight an application of **euku oil refresher** is possible, in order to even out any cloudy patches in the gloss, due to the differing absorbent behaviours of the wood.

4

CONSUMPTION

Approx. 20-30 m²/l (30-50 ml/m²) during the first application.

euku color oil FS



Higher consumption is possible in the case of coarse sanding, wider joints and highly absorbent wood, subsequent applications will use considerably less.

5 DRYING TIME

Can be walked on carefully, or worked on again, after about 24 hours (at 23 °C, 50% relative humidity and air movement). The area should not be mopped wet in the first 7 days afterwards. After 10 days at the earliest carpets can be laid on the floor.

Low temperatures, increased humidity, poor ventilation and drying inhibiting wood ingredients can extend the drying time substantially.

The use of a ventilator is recommended to improve oil hardening.

6 CLEANING / CARE

Please note that the surface image of an oil-impregnated floor is only finalized after use, cleaning and care. After complete hardening, use **Peerless JAL Versadet** for cleaning and care and **euku refresher** for subsequent oil care. Please observe eukula care instructions for oil impregnated floors.

7 STORAGE

24 months in an unopened original canister. Remove any skin which may have formed before use. Store in a cool, dry place. Keep out of the reach of children.

8 TECHNICAL DATA

Contains substances: natural oils and waxes, modified vegetable oils, drying agents free of lead and cobalt.

voc (g/l) <1 / GISCODE: Ö10+ / 2004/42/IIA(f)(700)700

ADR/RID: not a dangerous good as defined by transport regulations.

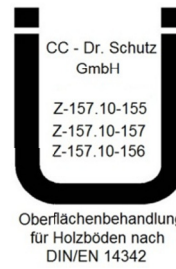
CLP: The product is not classified according to the CLP regulation.

Even when using low-pollution products, the usual safety measures are to be observed. Keep out of the reach of children. Completely emptied canisters can be disposed of in domestic waste.

8 SPECIAL NOTES

- Warning! Danger of self-combustion of oil-soaked working materials, such as cloths, fleeces, sanding dust, etc. These should be enclosed in an air-tight metal container, or soaked with water and disposed of in a fire-safe way. The oil itself is not self-combusting.
- Please pay attention to the printed batch number. Only use products with the same batch number in one layer. In the case of a different batch, mix this in a separate container before using.
- It is recommended that a colour test is done on the same wood with the same sanding/working technique as the floor to be treated. The resulting colour can depend on it.

euku color oil FS



- Oiled surfaces smell. The smell diminishes with increasing drying in the course of days. In the initial time after an oil treatment ventilate the rooms well.
- (*) Please read the Technical Information „Notes on building up oil/waterbased lacquer“.
- (**) Please note the Technical Information „Why water before oiling?“.

9 CROSS-REFERENCE

Our following publications in their updated form are valid as an integral part of this fact sheet:

- General notes on the application of eukula finishes
- Safety data sheet.

The quoted printed matter, as well as this product information in its updated form, is available on our homepage www.peerlessjal.com.au or on request from the address quoted below.

eukula – We Care About Wood Floors

Peerless JAL
Head Office
6-12 Raglan St, Preston
VIC, 3072

Ph: 1800 800 248
Fax: 03 9416 8516
Email: sales@peerlessjal.com.au
www.peerlessjal.com.au

The above advice for technical application is given to the best of our knowledge and according to the latest state of technology. Therefore, if our products are used carefully heeding the advice given on their application, as well as following our suggested procedures with the materials intended for use with these products, no damage shall occur. However, our products are used outside and beyond our possible control, and are therefore subject to your own responsibility, which does not release you from the obligation to check for yourself whether our supplied products are suitable for your intended purpose and procedure. Therefore our notes and advice are not legally binding and cannot be used against us as grounds for liability - which includes the rights and protection of any third party. The relevant recommendations, guidelines and standard norms are to be observed, as well as the recognized technical rules. On publication, this product information replaces and supersedes the validity of any previous versions.