












## CUSTOMER NAME

### CHEMICAL INFORMATION AND APPLICATION GUIDE

	Product Description Area of Use	Dilution Rate Ready to Use	Application Method	Personal Protective Equipment
<b>Auto Machine Dishwash</b> 	<b>LIQUID MACHINE DISHWASH</b> HD Alkaline low foam ware washing detergent. Removes soilage and grease. Stain control.	Automatically Dispensed	Load and operate the dishwasher according to the manufacturers instructions. The product will be automatically dispensed through the dispensing system.	 
<b>Dry Mate</b>	<b>LIQUID MACHINE RINSE AID</b> Rinsing agent to assist drying and prevent soap spotting and streaking.	Automatically Dispensed	Load and operate the dishwasher according to the manufacturers instructions. The product will be automatically dispensed through the dispensing system. When wash and rinse is complete, allow dishes to dry before removing from the rack.	 
<b>Activ SRA</b>	<b>HD SOIL REMOVING AGENT</b> H.D. spray cleaning of benches, splashbacks, exhaust hoods, tiled and greasy surfaces. Hop and autoscrub cleaning of kitchen tiled and safety floors.	Dispensed through mixing station	Spray or squirt product directly onto surface or towel and wipe surface clean. Pour product into mop bucket and apply to floors with a clean mop. Assist cleaning with desk scrubber.	 
<b>S-Clean</b>	<b>ALL SURFACE SANITISER &amp; CLEANER</b> Use on food preparation areas, benches, tabletops, food cupboards, refrigeration cabinets and surfaces that require sanitising to provide clean healthy surfaces.	Dispensed through mixing station	Apply spray direct to the surface and wipe with a clean absorbent cloth or wiper. Rinse food contact surfaces with potable water after use (ie. chopping boards).	 

- ♦ Observe correct cleaning equipment colour coding.
- ♦ Ensure all chemical containers and dispensing bottles are clearly labelled.
- ♦ Do not mix chemicals.
- ♦ Use the correct personal protective equipment.
- ♦ Handle chemicals safely

**THIS CHEMICAL GUIDE IS TO BE READ IN CONJUNCTION WITH PRODUCT INFORMATION AND MATERIAL SAFETY DATA SHEETS**

This chart remains the property of Peerless JAL Pty Ltd

Head Office: Victoria 10-12 Raglan Street Preston VIC 3072 Phone: (03) 9416 6700 [www.peerlessjal.com](http://www.peerlessjal.com)